



*A Classic Reimagined*  
Adventure 218



GRADY - WHITE

2023

# GRADY-WHITE'S 2023 LINEUP

## COASTAL EXPLORER

251 CE



## EXPRESS CABIN

Express 330



Express 370




## WALKAROUND CABIN

Adventure 218



Gulfstream 232



Marlin 300



## DUAL CONSOLE

Freedom 215




Freedom 235



Freedom 255




Freedom 275



Freedom 285



Freedom 307



Freedom 325



Freedom 335



Freedom 375



## CENTER CONSOLE

Fisherman 180



Fisherman 216




Fisherman 236



Fisherman 257



Canyon 271



Canyon 306



Canyon 326



Canyon 336



Canyon 376



Canyon 456



*Every Grady-White model is built on our SeaV<sup>2</sup>® hull design, providing the very best riding boats in their class on the market today. Ranked #1 in each of the eight J.D. Power and Associates Marine Studies ever done, our exclusive hull design has been consistently recognized with the highest customer satisfaction ratings for safety, quality, and reliability.*

Grady-White's remarkable 2023 boat lineup includes 25 models from 18 to 45 feet. Our passion is to build the perfect boat for you to enjoy.



*A Classic Reimagined*  
The All New Adventure 218





*"I never wanted to be the biggest...I wanted to be the best!" – Eddie Smith*

## HERITAGE

Established in 1959 in Greenville, North Carolina, Grady-White has earned a legendary reputation for building ruggedly elegant coastal fishing boats, developing great craftsmen, and nurturing strong customer relationships. Since buying the company in 1968, Eddie Smith has set the bar high for the Grady-White team to achieve uncompromising quality through exceptional attention to detail.

Today, this results in a company that embodies integrity, pride in work well done, and care for customer and community. Grady-White's secret to success is listening to customers' wants and needs, and then having engaged leadership and craftsmen incorporate these wish lists into features and products that truly enhance function and enjoyment.

Because Eddie Smith respects the environment and understands outdoor recreation is a great gift to protect, Grady-White is a steadfast advocate and contributor to fisheries conservation, education, and waterways management. Grady-White is proud to invest in enriching the lives of our customers, employees, suppliers, and our community.

Learn more about all things Grady on our website: [gradywhite.com](http://gradywhite.com).

---



GRADY-WHITE

Canyon 456





*Freedom 375*



Express 370

*Grady-White delivers boating's driest, softest, and most stable ride through our unique multi-faceted SeaV<sup>2</sup>® hull design.  
Truth is, boat length for boat length, there is no ride that compares.*

## AWARD-WINNING PERFORMANCE

Grady-White is one of the most renowned saltwater boat manufacturers in the world. One reason is Grady-White's SeaV<sup>2</sup>® hull performance—ranked #1 in every J.D. Power and Associates marine study ever done.

Grady-White's hull shape continuously sharpens from the transom to the bow, ranging from under 20 degrees deadrise at the stern to a sea-cutting 30 degrees or so amidships, then reaching a wave-slicing 50-plus degrees at the bow. That deeper vee forward means a softer ride you won't find on other hulls. Less vee at the transom gives superior stability when you need it. And, the soft ride of a SeaV<sup>2</sup> hull is accomplished without sacrificing fuel efficiency.

Designed exclusively for Grady-White by C. Raymond Hunt Associates, Inc., originators of the modified vee, the SeaV<sup>2</sup> hull combines all these features to assure that you will have a great day on the water every time you use your boat, no matter what the conditions. Test ride a SeaV<sup>2</sup> hull, and you will know the difference!







*Canyon 376*





Canyon 326



*A close look reveals that Grady-White's record of trademarked, patented, and exclusive innovations is unmatched by any competitive brand.*

## DESIGN INTEGRITY


Everyone at Grady-White is emotionally committed to building the best boat possible for every customer. We are in touch with our customers. We meet them through factory visits, Grady Owners' Clubs, boat shows, and dealer events. We personally answer calls, letters, and emails. We read every customer survey and have two-way communication through our website, publications, informal customer forums, and social media.

Customers inspire us. We get excited about the synergy that results from incorporating their ideas with ours to create new designs (even new patents!). As a result, Grady-White delivers satisfaction and value beyond any other manufacturer. Surveys have proven this, and when you ask any Grady-White owner they will tell you: Get the Grady!

Aboard a Grady-White, special features and equipment are precisely engineered by our staff of design professionals who are masters at integrating customer requests into every design. In addition, we invite other world-class structural and mechanical engineers and aesthetic stylists to enhance our ideas. Every Grady-White is examined and reexamined to make sure we are hitting the mark.

The sea does not compromise. Neither should you!










*The finest materials, the most skilled and experienced craftsmen, and unrivaled attention to detail result in a better boat for you!*

## EXCEPTIONAL ATTENTION TO DETAIL

A combination of factors allows us to accomplish true excellence and offer more exclusive features. This includes better hardware, superior laminates, structural integrity, and unsinkable foam flotation—quality components you will not find in other brands. From the product design, to the materials, to the craftsmen; from our factory environment, workflow, and the tools we use; from our customer support, exclusive Captain Grady app, and superb dealer training—all of these come together to provide a boat that is unequaled in elegant form and exquisite function, and a boating experience that is unmatched.

Visitors to the plant always comment on the inspired team they meet when touring our facility, and the pride evident in their work. Our craftsmen are very thorough and highly experienced. Our designers and engineers are meticulous. Leaders ensure that all team members have everything needed to enthusiastically contribute their creative energy. Every person in every position contributes to the accomplishment of delivering the product satisfaction and reliability that you deserve.

You are cordially invited to visit our facility and see for yourself our amazing craftsmen and processes. Call or go to [gradywhite.com](http://gradywhite.com) to schedule your visit and see the difference.

A decorative wavy line graphic that spans the width of the page, starting with a small hump on the left and then curving upwards towards the right.



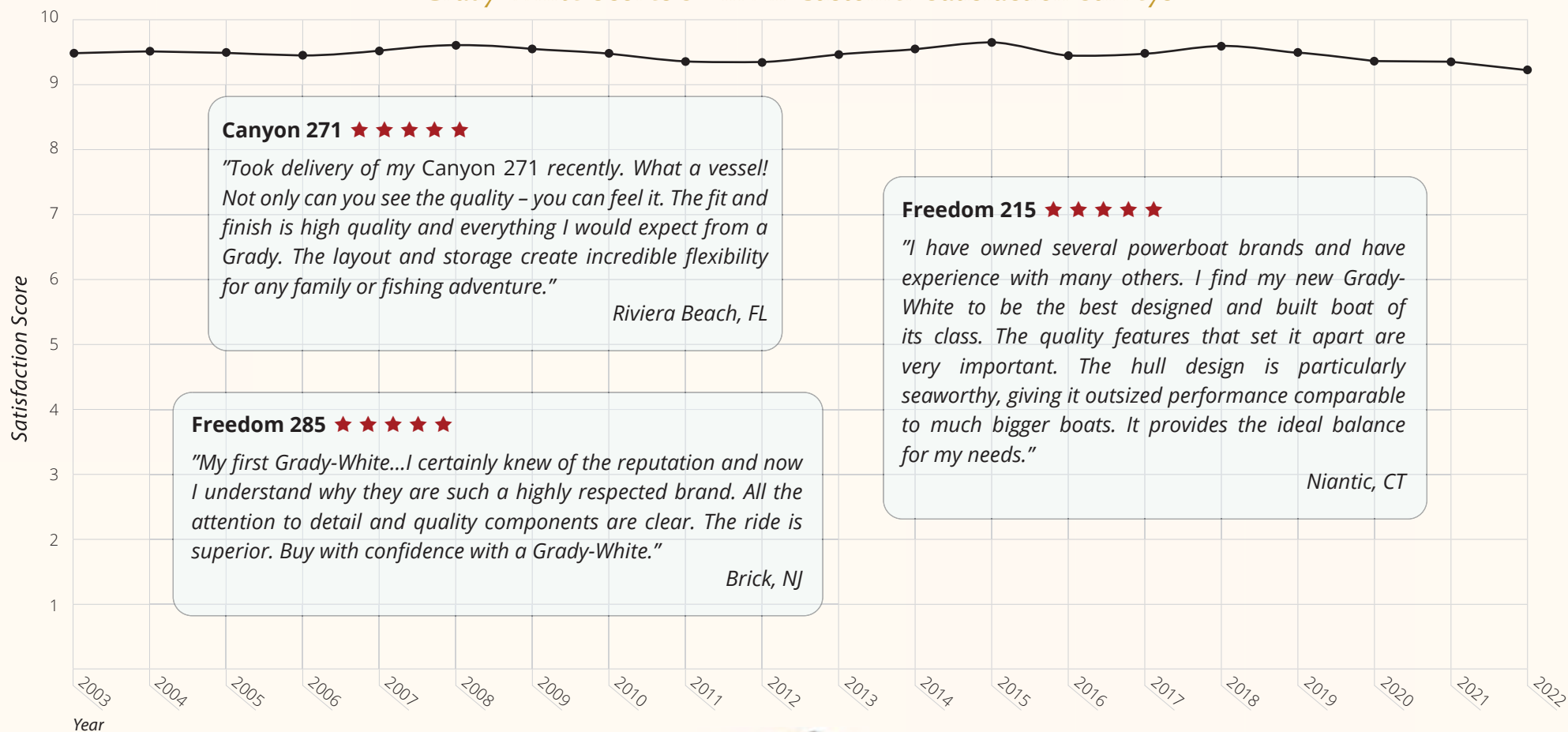


Freedom 335



# EXCEPTIONAL CUSTOMER SATISFACTION

*Grady-White Scores 9+ in All Customer Satisfaction Surveys*



## **Canyon 271 ★★★★★**

*"Took delivery of my Canyon 271 recently. What a vessel! Not only can you see the quality – you can feel it. The fit and finish is high quality and everything I would expect from a Grady. The layout and storage create incredible flexibility for any family or fishing adventure."*

*Riviera Beach, FL*

## **Freedom 285 ★★★★★**

*"My first Grady-White...I certainly knew of the reputation and now I understand why they are such a highly respected brand. All the attention to detail and quality components are clear. The ride is superior. Buy with confidence with a Grady-White."*

*Brick, NJ*

## **Freedom 215 ★★★★★**

*"I have owned several powerboat brands and have experience with many others. I find my new Grady-White to be the best designed and built boat of its class. The quality features that set it apart are very important. The hull design is particularly seaworthy, giving it outsized performance comparable to much bigger boats. It provides the ideal balance for my needs."*

*Niantic, CT*

*For two decades, Grady-White Boats has been recognized by the marine industry for our superior customer satisfaction.*

Awarded  
**20**  
for **20**



Awarded  
**8**  
for **8**



*See [gradywhite.com](http://gradywhite.com) for more customer ratings & reviews.*




*For more than 60 years, Grady-White Boats, dealers, and our entire team of associates have been unique in providing a higher level of owner confidence, boating pleasure, and customer satisfaction.*

## WORLD-CLASS CUSTOMER SATISFACTION

Grady-White Boats' customer satisfaction is what differentiates us from all other boat brands. Thanks largely to continuous private ownership and consistent vision and values, Grady-White Boats, for over 60 years, has achieved levels of satisfaction attained by only a few premium products in any industry. We have done so by adhering to the core principle of working hard to delight customers. Genuine customer satisfaction takes tremendous effort and consistency over the long-term, and Grady-White is unique in doing so.

The company has earned respect, appreciation, and praise from four generations of happy customers, ranking highest in every single objective measure of excellence in customer satisfaction ever done in the marine industry, including every J.D. Power and Associates marine study and every one of the National Marine Manufacturers Association Customer Satisfaction Index Awards. Working together, our craftsmen, dealers, and business associates have achieved an unprecedented and unmatched record of delivering the ultimate boating experience. This world-class quality, reliability, and performance are attributes of the Grady-White family as well as of the boats themselves.

Ask a Grady owner and he or she will tell you that Grady-White is the best choice in boating.





*Marlin 300*





*The Grady Life reflects the pride, joy, and confidence you have in owning a Grady. Enjoy your great Grady days with family and friends, or on an outing with fellow owners in one of the many Grady-White Owners' Clubs.*

## THE GRADY LIFE: A BETTER BOATING EXPERIENCE

Grady Owners' Club and dealership events are the social hub for The Grady Life. Activities include tournaments, seminars, customer appreciation parties, overnights, and day trips. All of this builds confidence for new or broadened adventures, whether a local raft-up, lunch cruise, or multi-day ocean passage.

Exceptional camaraderie extends across regions, with clubs joining together for seasonal tournaments, popular outings, and annual Gradypaloozas. Grady owners are a great source of information for all kinds of tips, boating wisdom, and local knowledge. You may even hear about a new fishing hot spot or dream cruise! Most of all, Grady owner get-togethers give us the opportunity to learn, laugh, and play alongside our customers. This way we can design products to delight and inspire you, our customers, just the way you delight and inspire us!

Check out the Grady-White website for marvelous photographs from customers around the world. Follow us on social media to hear Grady enthusiasts recount their memories of a lifetime. Whether it's your first boat or your twentieth, a new Grady-White is the best boat to own, and The Grady Life is the best boating lifestyle. We can't wait to share the Grady-White difference with you!

Get the Grady!







Canyon 326

Freedom 335

Canyon 456

Canyon 376

LADY GRADY





1



Freedom 335



# AWARD-WINNING INNOVATIVE DESIGNS

*The finest materials, the most skilled and experienced craftsmen, and attention to detail result in a better boat for you!*

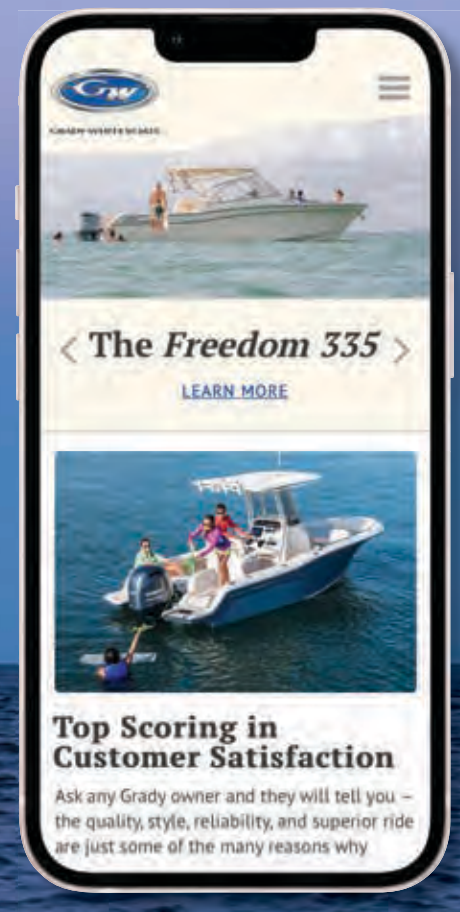
- 1. Grady's exclusive SeaV<sup>2</sup>® hull design** is a continuously variable vee progression from stern to bow that, combined with its unique bow flare, strakes, and chines, produces a superior ride to any competitor.
- 2. Bow anchor lockers** allow for quick and safe access to the anchor. Power windlasses, available on many models, have remote switches at both the helm and the windlass.
- 3. Dry storage** is a priority on every Grady. There's plenty of room for tow toys, fishing and dive gear, picnic supplies, towels, extra clothing, personal items, and more.
- 4. Stainless steel drink holders** are easy to maintain and clean, and are located everywhere. With built in overboard drains, they safely prevent leaks and spills!
- 5. Windshields** are designed with safety in mind. We select the right material for each boat to give you complete confidence.
- 6. State-of-the-art sound systems** are standard on models 21 feet and over.
- 7. Large flush mount electronics areas** are built into every Grady-White boat giving the captain optimum visibility.
- 8. Enclosed head areas** are available on every Grady 21 feet and over; a convenient feature for all-day adventures.
- 9. Sturdy, painted hardtops and T-tops** are available on most models and provide rod storage, lighting, and protection from the elements.
- 10. Storage nets** under hardtops and T-tops are easy to use and perfect for stowing items you need to quickly locate. This is especially helpful for extra personal flotation devices (PFDs)!
- 11. Comfortable seating** throughout the boat is second to none. Each seat is crafted to suit the specific ergonomic needs of where it is placed in the boat. Many seating options are patented and unique to Grady-White, such as the foldaway aft bench seat that stows easily to create more room in the cockpit.
- 12. Every Grady-White is unsinkable. All Grady-Whites have foam sprayed into the hull for level or basic flotation**, even though this is not required in boats 20 feet and over. This foam also adds strength, thermal insulation, and deadens sounds. There is no boat brand with better flotation properties.
- 13. Grady-White's nonskid surfaces** are molded into everywhere you step, and provide great traction while still maintaining an easy-to-clean surface.
- 14. Big cockpits** with large fish/ice boxes, livewells, and plenty of seating are a signature feature of every Grady-White boat.
- 15. Cockpit side doors with boarding ladders**, available on many of our boats, make boarding easy from the dock or the water.
- 16. Toe rails** in the cockpit are functional, easy to maintain, and provide additional safety when you need to lean over the gunwales.
- 17. Plenty of space to take the rods!** Every Grady-White incorporates rod storage in the gunwales. Depending on the size and layout, you'll find more rod storage options in the cabin, head area, and dry storage space throughout the boat.
- 18. Through-bolted 316 stainless steel hardware** is secured with locking nuts to make sure your hardware is long-lasting, low maintenance, and secure.
- 19. Industry-leading heavy-duty fiberglass transom doors**, on applicable models, aren't just for big fish. They provide safe and easy access for tow sports, swimming, snorkeling, and more. Solid, 316 stainless steel hardware is highlighted by an easy-to-use, oversized latch with a locking mechanism for added safety.
- 20. Grady-White's signature insulated ice boxes and fish boxes** drain directly overboard by gravity.
- 21. All of our boats are truly self-bailing**, with gravity directing water overboard. This is true whether the boat is underway or at rest. Every scupper drains overboard and inspection ports are watertight. All Grady-Whites have automatic bilge pumps, with two pumps on most models over 21 feet. Our dedication to self-bailing cockpit integrity is unparalleled.
- 22. Handholds** are plentiful and located where you naturally reach, for added safety.
- 23. An aluminum transom brace** is bonded and screwed to the top of the transom and through-bolted to the longitudinal stringer system. This makes sure the Yamaha outboards are safe and secure on your transom.

(To see standard and optional features on any of our models, visit [gradywhite.com](http://gradywhite.com).)



VISIT  
[gradywhite.com](http://gradywhite.com)

- Explore Models
- Learn About the Grady Difference
- Compare Models
- Build Your Own





# Fisherman 180

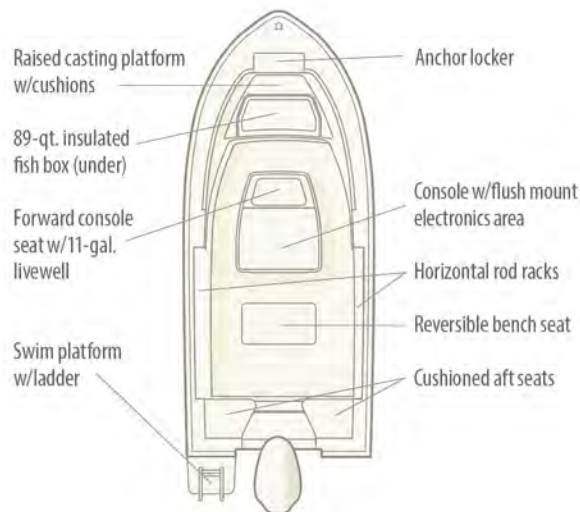
18' CENTER CONSOLE



Shown with optional features

Beam Amidships: 7'5" (2.26 m)  
Center Line Length:  
w/o Engine: 17'10" (5.44 m)  
Bridge Clearance: 57" (1.70 m)  
Cockpit Depth: 22" (0.56 m)  
Hull Draft: 15" (0.38 m)

Transom Deadrise: 19 degrees  
(SeaV<sup>2</sup>® progression)  
Maximum HP: 150 (112 kW)  
Fuel Capacity - Standard: 54 gal. (204 l)  
Passenger Capacity: 7  
Weight w/o Engine: 2150 lb. (975 kg)



# Freedom 215

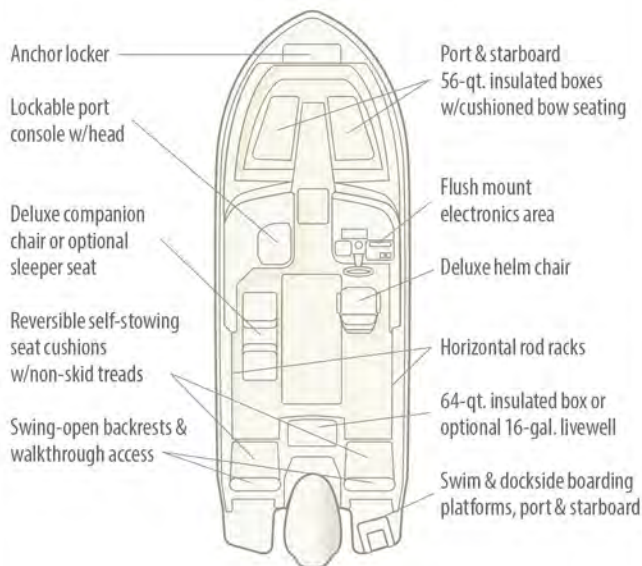
21' DUAL CONSOLE



Shown with optional features

Beam Amidships: 8'6" (2.59 m)  
Center Line Length  
w/o Engine: 21'3" (6.48 m)  
(swim platforms not included)  
LOA w/Swim Platforms: 23'3" (7.09 m)  
Bridge Clearance: 5'4" (1.63 m)  
Cockpit Depth: 25" (0.64 m)

Hull Draft: 16" (0.41 m)  
Transom Deadrise: 19 degrees  
(SeaV<sup>2</sup>® progression)  
Maximum HP: 250 (187 kW)  
Fuel Capacity - Standard: 80 gal. (303 l)  
Passenger Capacity: 8  
Weight w/o Engine: 3150 lb. (1429 kg)



# Fisherman 216

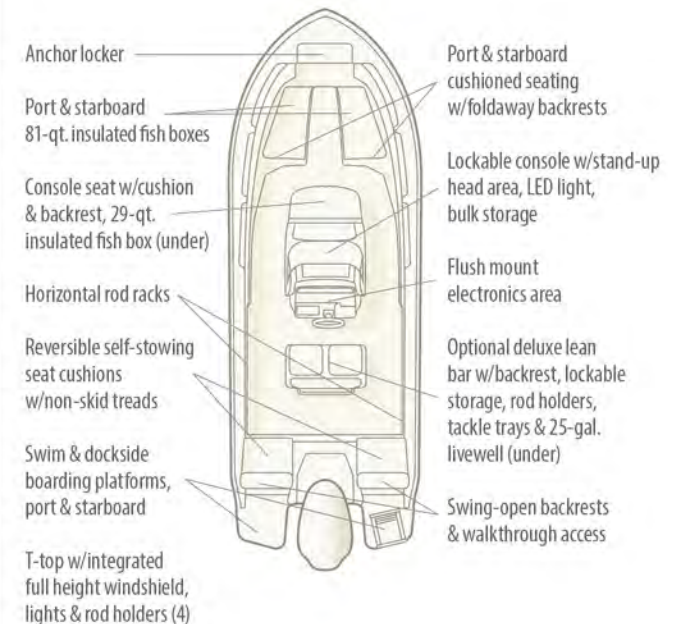
21' CENTER CONSOLE



Shown with optional features

Beam Amidships: 8'6" (2.59 m)  
Center Line Length  
w/o Engine: 21'3" (6.47 m)  
(swim platforms not included)  
LOA w/Swim Platforms: 23'3" (7.09 m)  
Bridge Clearance: 7'11" (2.41 m)  
Cockpit Depth: 25" (0.64 m)

Hull Draft: 16" (0.41 m)  
Transom Deadrise: 19 degrees  
(SeaV<sup>2</sup>® progression)  
Maximum HP: 250 (187 kW)  
Fuel Capacity - Standard: 80 gal. (303 l)  
Passenger Capacity: 8  
Weight w/o Engine: 3360 lb. (1524 kg)



# Adventure 218

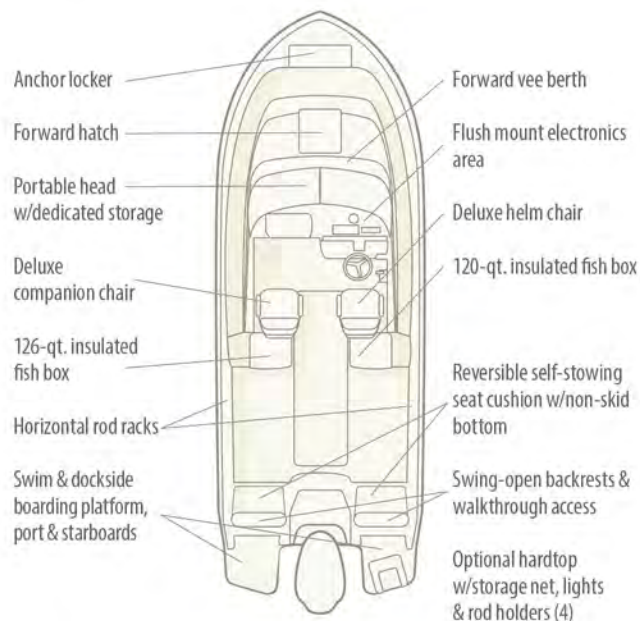
21' WALKAROUND CABIN



Shown with optional features

Beam Amidships: 8'6" (2.59 m)  
Center Line Length  
w/o Engine: 21'3" (6.48 m)  
(swim platforms not included)  
LOA w/Swim Platforms: 23'3" (7.09 m)  
Bridge Clearance: 5'10" (1.78 m)  
w/Hardtop: 7'7" (2.31 m)  
Cockpit Depth: 25" (0.64 m)

Hull Draft: 16" (0.41 m)  
Transom Deadrise: 19 degrees  
(SeaV<sup>2</sup>® progression)  
Maximum HP: 250 (187 kW)  
Fuel Capacity - Standard: 100 gal. (378.5 l)  
Passenger Capacity: 8  
Weight w/o Engine: TBD lb. (TBD kg)



# Gulfstream 232

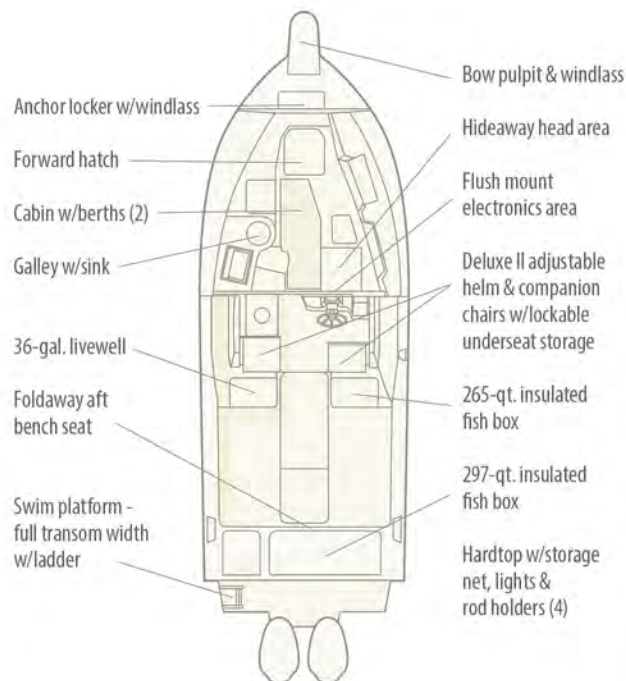
23' WALKAROUND CABIN



Shown with optional features

Beam Amidships: 9'3" (2.82 m)  
Center Line Length  
w/o Engine: 23'5" (7.14 m)  
Bridge Clearance: 8'8" (2.64 m)  
Cockpit Depth: 27" (0.69 m)  
Hull Draft: 20" (0.51 m)

Transom Deadrise: 20 degrees  
(SeaV<sup>2</sup>® progression)  
Maximum HP: 400 (298 kW)  
Fuel Capacity - Standard: 141 gal. (534 l)  
Passenger Capacity: 10  
Weight w/o Engines: 4605 lb. (2089 kg)



# Freedom 235

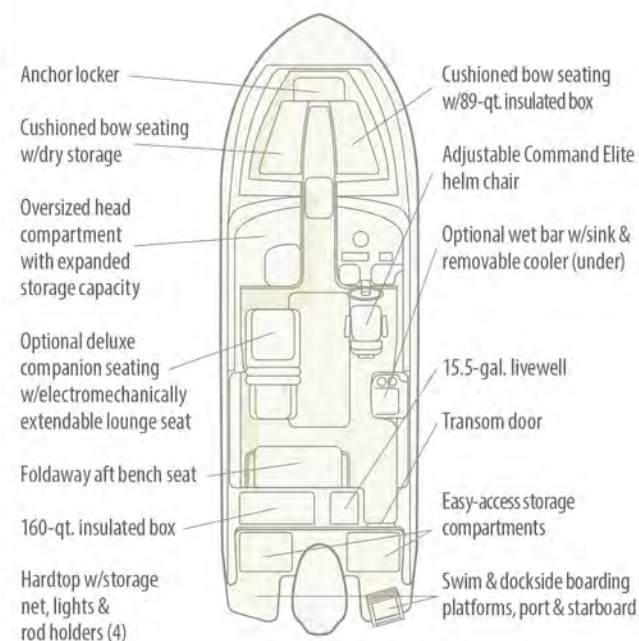
23' DUAL CONSOLE



Shown with optional features

Beam Amidships: 8'6" (2.59 m)  
Center Line Length  
w/o Engine: 23'7" (7.18 m)  
(swim platforms not included)  
LOA w/Swim Platforms: 25'7" (7.80 m)  
Bridge Clearance: 8" (2.44 m)  
Cockpit Depth: 25" (0.64 m)

Hull Draft: 20" (0.51 m)  
Transom Deadrise: 20 degrees  
(SeaV<sup>2</sup>® progression)  
Maximum HP: 300 (224 kW)  
Fuel Capacity - Standard: 115 gal. (435 l)  
Passenger Capacity: 10  
Weight w/o Engine: 4420 lb. (2005 kg)





# Fisherman 236

23' CENTER CONSOLE



Shown with optional features

Beam Amidships: 8'6" (2.59 m)

Center Line Length

w/o Engine: 23'7" (7.18 m)

(swim platforms not included)

LOA w/Swim Platforms: 25'7" (7.80 m)

Bridge Clearance: 8' (2.44 m)

Cockpit Depth: 25" (0.64 m)

Hull Draft: 18.5" (0.47 m)

Transom Deadrise: 20 degrees

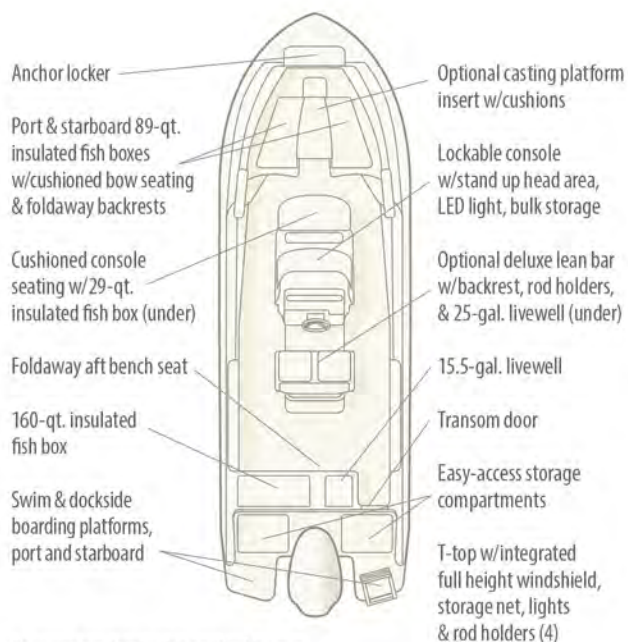
(SeaV<sup>2</sup>® progression)

Maximum HP: 300 (224 kW)

Fuel Capacity - Standard: 115 gal. (435 l)

Passenger Capacity: 10

Weight w/o Engine: 3900 lb. (1769 kg)



For complete details visit [gradywhite.com](http://gradywhite.com)

# 251 CE

25' COASTAL EXPLORER



Shown with optional features

Beam Amidships: 8'6" (2.59 m)

Center Line Length

w/o Engine: 24'7" (7.49 m)

Bridge Clearance: 8'1" (2.46 m)

Cockpit Depth: 20" (0.51 m)

Hull Draft: 14" (0.36 m)

Transom Deadrise: 16 degrees

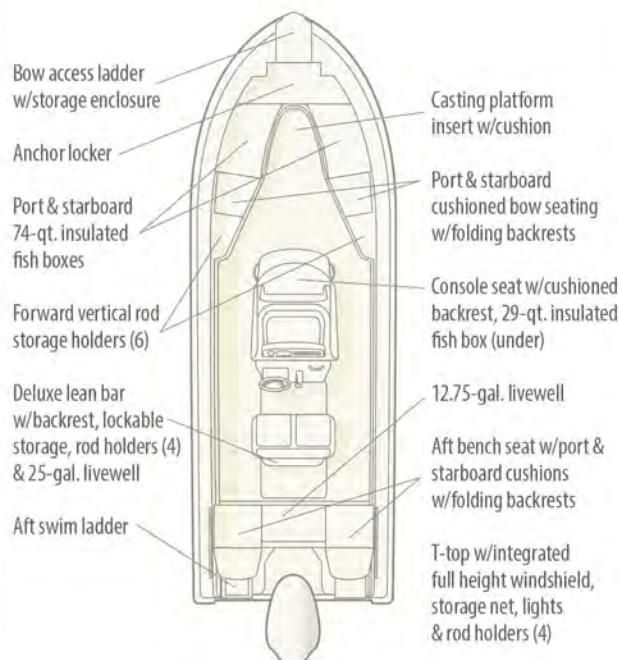
(SeaV<sup>2</sup>® progression)

Maximum HP: 300 (224 kW)

Fuel Capacity - Standard: 78 gal. (295 l)

Passenger Capacity: 10

Weight w/o Engine: 3715 lb. (1685 kg)



# Freedom 255

25' DUAL CONSOLE



Shown with optional features

Beam Amidships: 8'6" (2.59 m)

Center Line Length

w/o Engine: 24'9" (7.55 m)

Bridge Clearance: 7'10" (2.39 m)

Cockpit Depth: 27" (0.69 m)

Hull Draft: 20" (0.51 m)

Transom Deadrise: 20 degrees

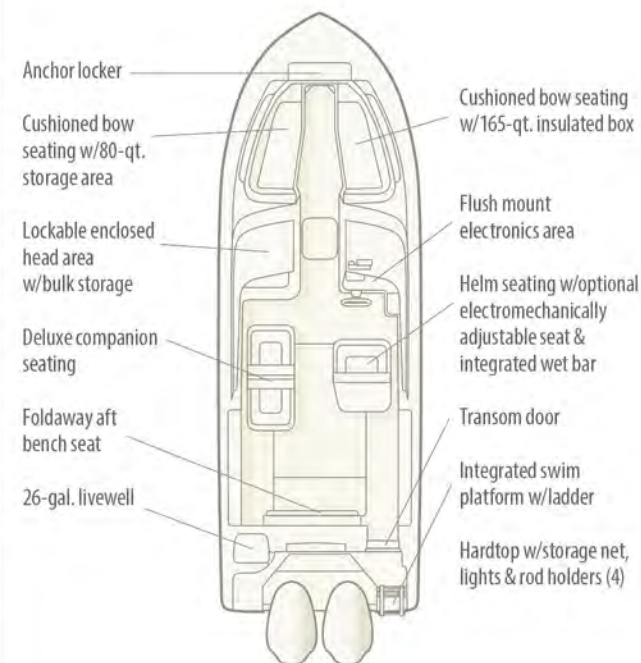
(SeaV<sup>2</sup>® progression)

Maximum HP: 400 (298 kW)

Fuel Capacity - Standard: 135 gal. (511 l)

Passenger Capacity: 10

Weight w/o Engines: 4744 lb. (2152 kg)





# Fisherman 257

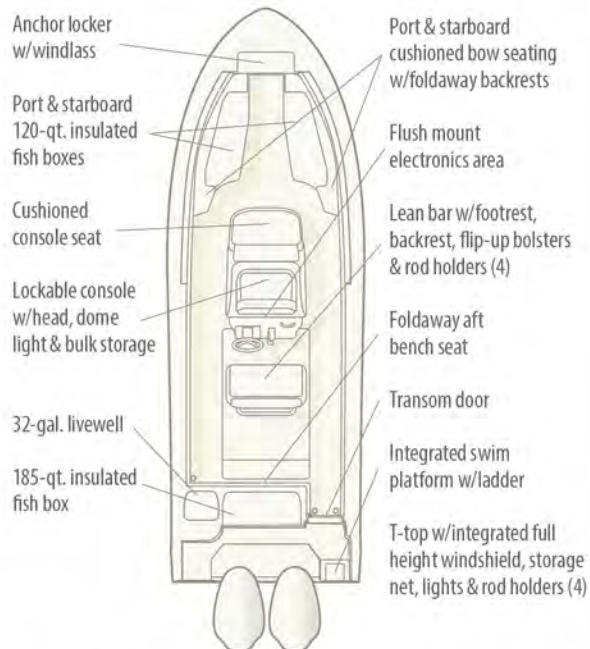
25' CENTER CONSOLE



Shown with optional features

Beam Amidships: 8'6" (2.59 m)  
Center Line Length  
w/o Engine: 24'9" (7.55 m)  
Bridge Clearance: 8'5" (2.57 m)  
Cockpit Depth: 27" (0.69 m)  
Hull Draft: 20" (0.51 m)

Transom Deadrise: 20 degrees  
(SeaV<sup>2</sup><sup>®</sup> progression)  
Maximum HP: 400 (298 kW)  
Fuel Capacity - Standard: 135 gal. (511 l)  
Passenger Capacity: 10  
Weight w/o Engines: 4300 lb. (1951 kg)



# Canyon 271

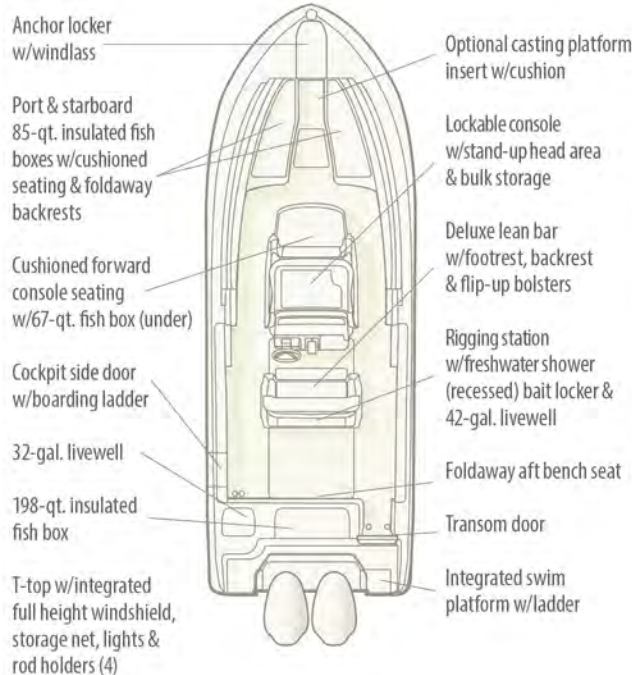
27' CENTER CONSOLE



Shown with optional features

Beam Amidships: 9'6" (2.89 m)  
Center Line Length  
w/o Engines: 26'10" (8.18 m)  
Bridge Clearance: 7'10" (2.39 m)  
Cockpit Depth: 27" (0.69 m)  
Hull Draft: 23" (0.58 m)

Transom Deadrise: 20 degrees  
(SeaV<sup>2</sup><sup>®</sup> progression)  
Maximum HP: 600 (448 kW)  
Fuel Capacity - Standard: 186 gal. (704 l)  
Weight w/o Engines: 5914 lb. (2683 kg)



# Freedom 275

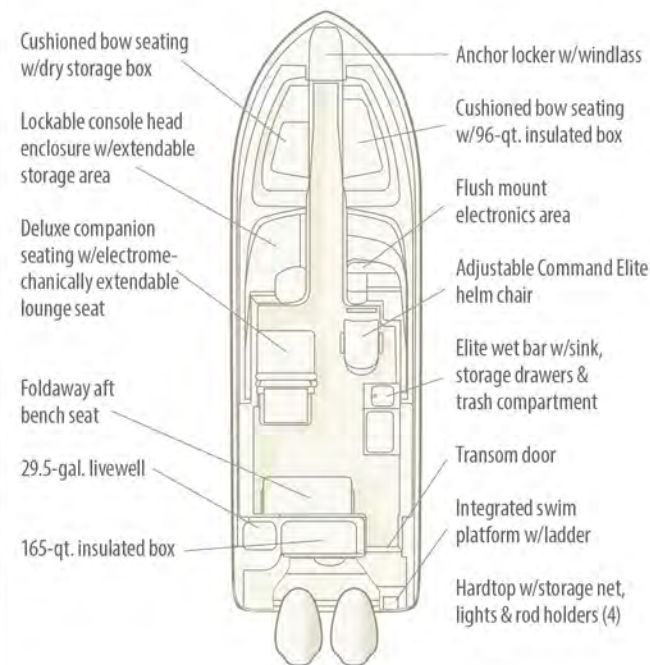
27' DUAL CONSOLE



Shown with optional features

Beam Amidships: 8'6" (2.59 m)  
Center Line Length  
w/o Engines: 26'11" (8.20 m)  
Bridge Clearance: 8'1" (2.46 m)  
Cockpit Depth: 27" (0.69 m)  
Hull Draft: 20" (0.51 m)

Transom Deadrise: 19 degrees  
(SeaV<sup>2</sup><sup>®</sup> progression)  
Maximum HP: 400 (298 kW)  
Fuel Capacity - Standard: 184 gal. (696 l)  
Weight w/o Engines: 4972 lb. (2255 kg)



For complete details visit [gradywhite.com](http://gradywhite.com)



# Freedom 285

28' DUAL CONSOLE

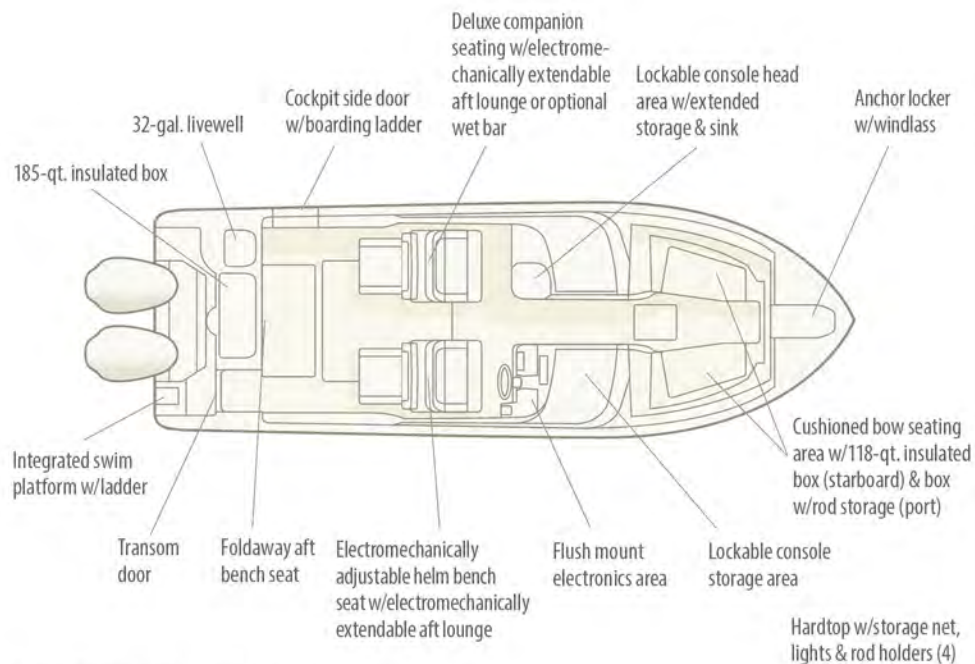


Shown with optional features

Beam Amidships: 9'6" (2.89 m)  
Center Line Length  
w/o Engines: 28' (8.53 m)  
Bridge Clearance: 8'3" (2.51 m)

Cockpit Depth: 27" (0.69 m)  
Hull Draft: 22" (0.56 m)  
Transom Deadrise: 19 degrees  
(SeaV<sup>2</sup>® progression)

Maximum HP: 600 (448 kW)  
Fuel Capacity - Standard: 214 gal. (810 l)  
Weight w/o Engines: 6500 lb. (2948 kg)



For complete details visit [gradywhite.com](http://gradywhite.com)

# Marlin 300

30' WALKAROUND CABIN

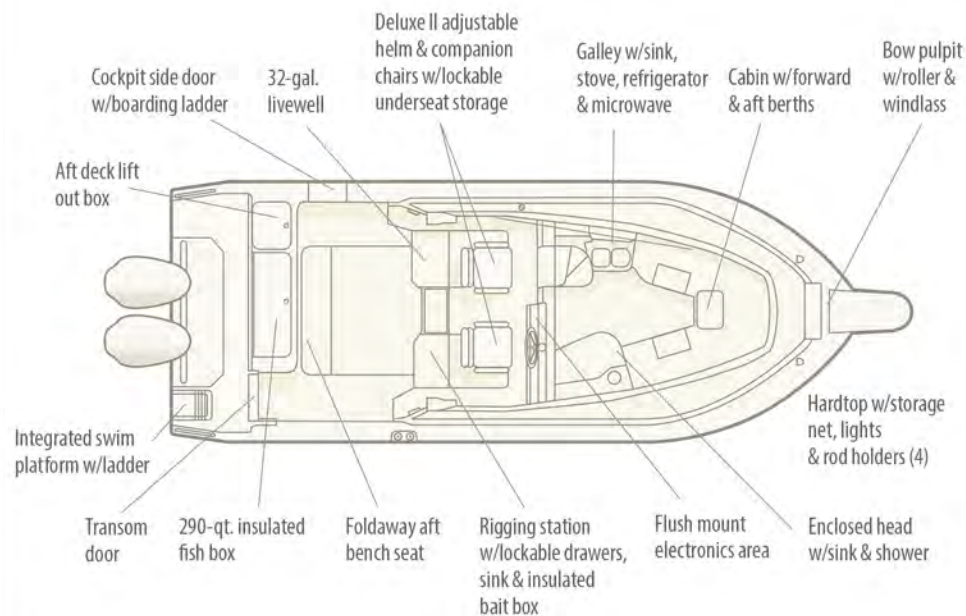


Shown with optional features

Beam Amidships: 10'7" (3.23 m)  
Center Line Length  
w/o Engines: 30'6" (9.30 m)  
Bridge Clearance: 9'9" (2.97 m)

Cockpit Depth: 29" (0.74 m)  
Hull Draft: 23" (0.58 m)  
Transom Deadrise: 19.5 degrees  
(SeaV<sup>2</sup>® progression)

Maximum HP: 700 (522 kW)  
Fuel Capacity - Standard: 282 gal. (1067 l)  
Weight w/o Engines: 8221 lb. (3729 kg)



# Canyon 306

30' CENTER CONSOLE

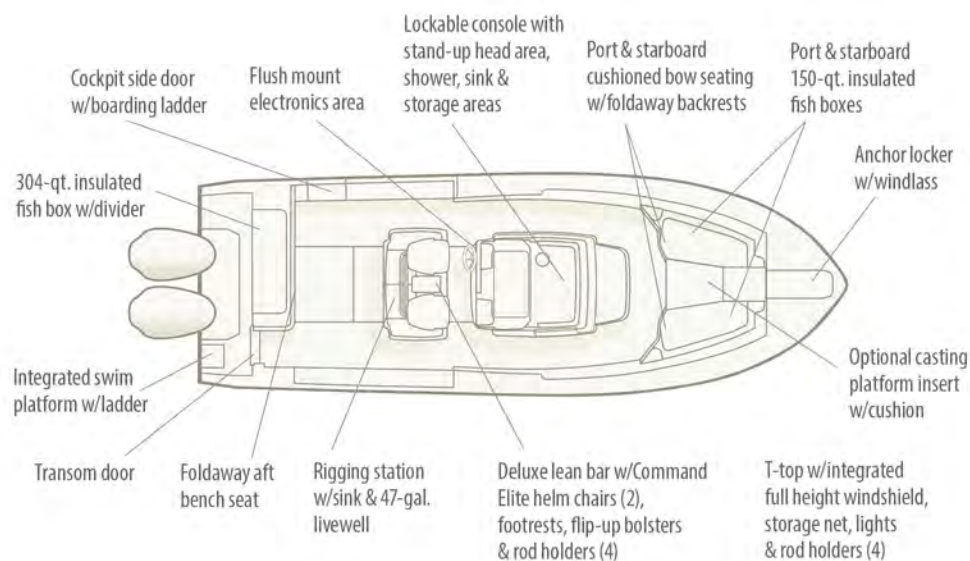


Shown with optional features

Beam Amidships: 10'7" (3.23 m)  
Center Line Length  
w/o Engines: 30'6" (9.30 m)  
Bridge Clearance: 8'7" (2.62 m)

Cockpit Depth: 27" (0.69 m)  
Hull Draft: 21" (0.53 m)  
Transom Deadrise: 19.5 degrees  
(SeaV<sup>2</sup>® progression)

Maximum HP: 700 (522 kW)  
Fuel Capacity - Standard: 290 gal. (1098 l)  
Weight w/o Engines: 6950 lb. (3152 kg)



# Freedom 307

30' DUAL CONSOLE

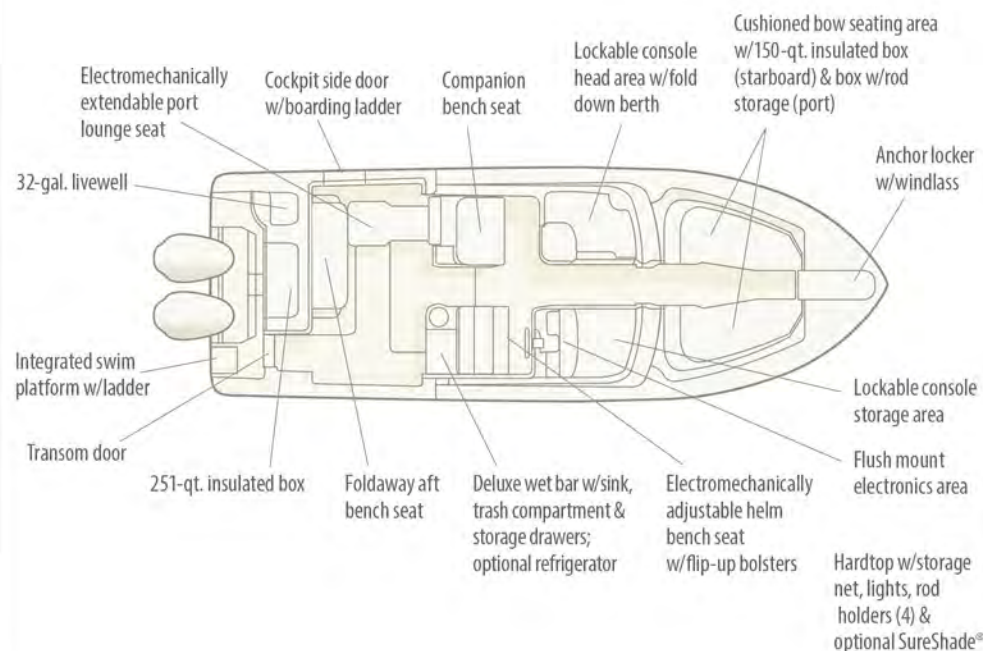


Shown with optional features

Beam Amidships: 10'7" (3.23 m)  
Center Line Length  
w/o Engines: 30'6" (9.30 m)  
Bridge Clearance: 8'6" (2.59 m)

Cockpit Depth: 27" (0.69 m)  
Hull Draft: 22" (0.56 m)  
Transom Deadrise: 19.5 degrees  
(SeaV<sup>2</sup>® progression)

Maximum HP: 700 (522 kW)  
Fuel Capacity - Standard: 234 gal. (886 l)  
Weight w/o Engines: 8350 lb. (3787 kg)





# Freedom 325

32' DUAL CONSOLE



Shown with optional features

Beam Amidships: 10'9" (3.28 m)

Center Line Length

w/o Engines: 31'2" (9.50 m)

(swim platforms not included)

LOA w/Swim Platforms: 33'1" (10.08 m)

Bridge Clearance: 8'7" (2.62 m)

Cockpit Depth: 27" (0.69 m)

Hull Draft: 24" (0.61 m)

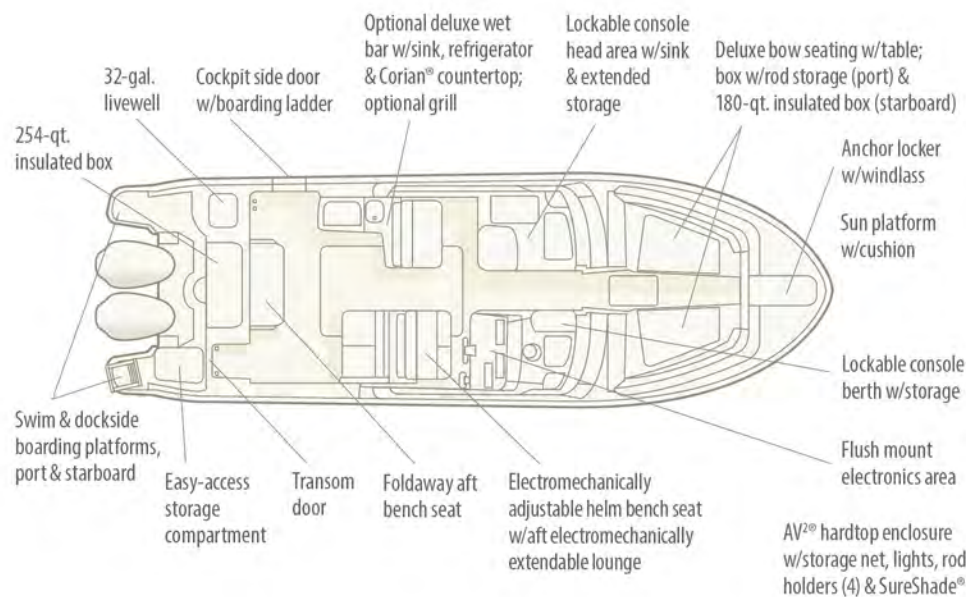
Transom Deadrise: 20 degrees

(SeaV<sup>2</sup> progression)

Maximum HP: 700 (522 kW)

Fuel Capacity - Standard: 288 gal. (1090 l)

Weight w/o Engines: 9300 lb. (4218 kg)



# Canyon 326

32' CENTER CONSOLE



Shown with optional features

Beam Amidships: 10'9" (3.28 m)

Center Line Length

w/o Engines: 31'2" (9.50 m)

(swim platforms not included)

LOA w/Swim Platforms: 33'1" (10.08 m)

Bridge Clearance: 9'5" (2.87 m)

Cockpit Depth: 26" (0.66 m)

Hull Draft: 24" (0.61 m)

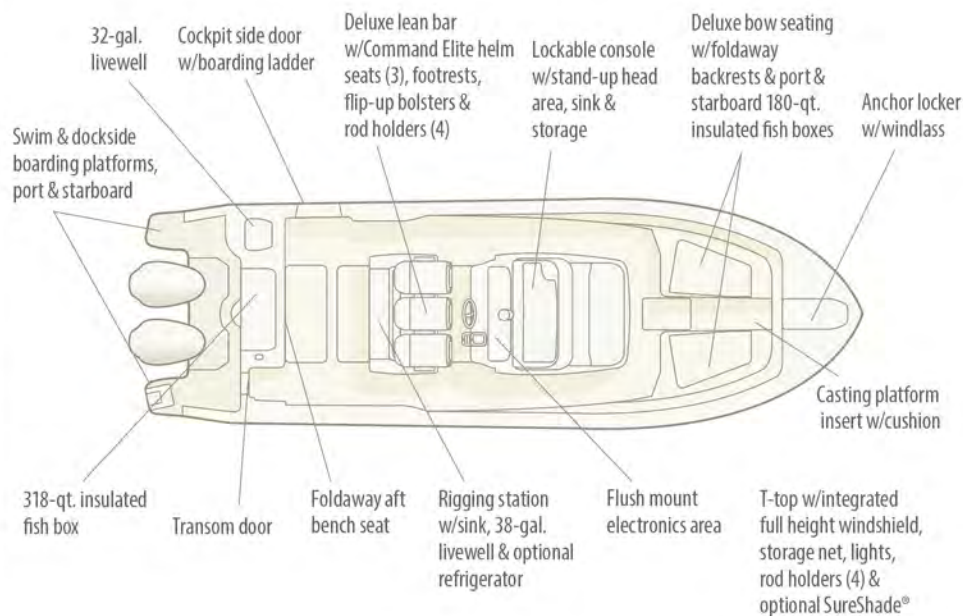
Transom Deadrise: 20 degrees

(SeaV<sup>2</sup> progression)

Maximum HP: 700 (522 kW)

Fuel Capacity - Standard: 327 gal. (1238 l)

Weight w/o Engines: 8500 lb. (3856 kg)



# Express 330

33' EXPRESS CABIN



Shown with optional features

Beam Amidships: 11'7" (3.53 m)

Center Line Length

w/o Engines: 33'6" (10.21 m)

Bridge Clearance: 9'10" (3.00 m)

Cockpit Depth: 29" (0.74 m)

Hull Draft: 25" (0.64 m)

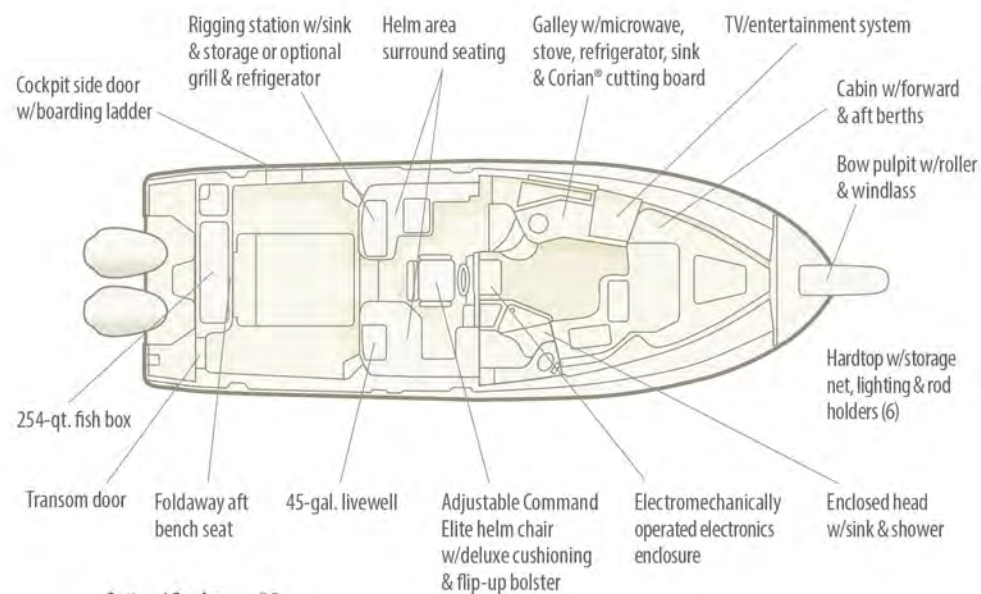
Transom Deadrise: 20 degrees

(SeaV<sup>2</sup>® progression)

Maximum HP: 850 (634 kW)

Fuel Capacity - Standard: 331 gal. (1253 l)

Weight w/o Engines: 10,840 lb. (4917 kg)



Optional Seakeeper® 3

For complete details visit [gradywhite.com](http://gradywhite.com)

# Freedom 335

33' DUAL CONSOLE



Shown with optional features

Beam Amidships: 11'7" (3.53 m)

Center Line Length

w/o Engines: 33'6" (10.21 m)

Bridge Clearance: 9'5" (2.87 m)

Cockpit Depth: 29" (0.74 m)

Hull Draft: 26" (0.66 m)

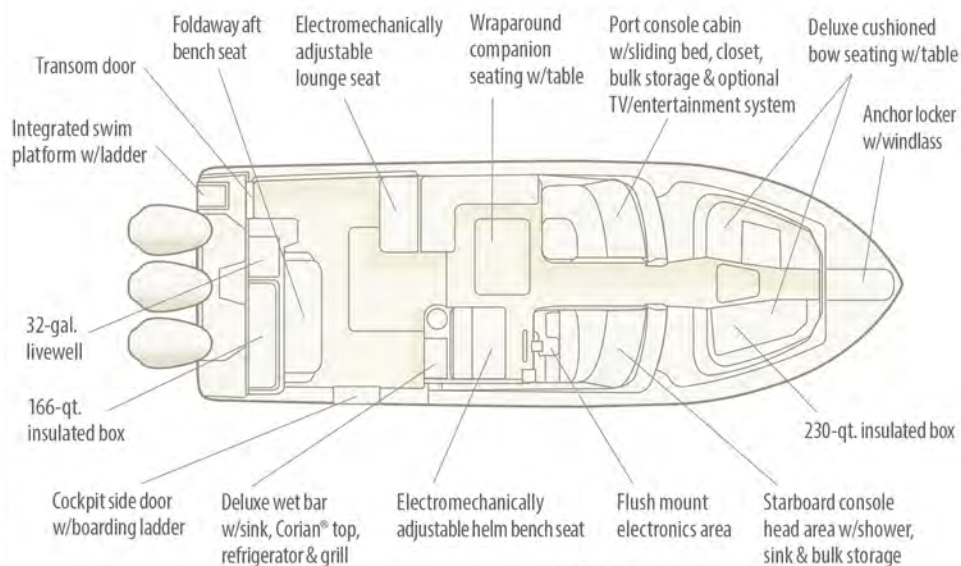
Transom Deadrise: 20 degrees

(SeaV<sup>2</sup>® progression)

Maximum HP: 900 (671 kW)

Fuel Capacity - Standard: 293 gal. (1109 l)

Weight w/o Engines: 13,090 lb. (5938 kg)



Optional Seakeeper® 3

Hardtop w/storage net, lights, rod holders (4) & SureShade®



# Canyon 336

33' CENTER CONSOLE



Shown with optional features

Beam Amidships: 11'7" (3.53 m)

Center Line Length

w/o Engines: 33'6" (10.21 m)

Bridge Clearance: 9'4" (2.84 m)

Cockpit Depth: 29" (0.74 m)

Hull Draft: 26" (0.66 m)

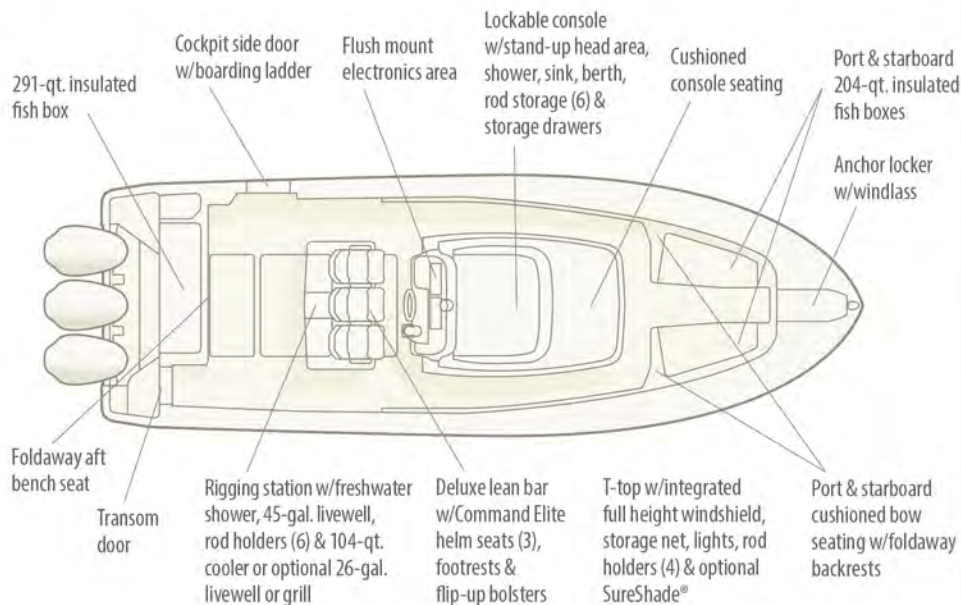
Transom Deadrise: 20 degrees

(SeaV<sup>2</sup>® progression)

Maximum HP: 900 (671 kW)

Fuel Capacity - Standard: 361 gal. (1367 l)

Weight w/o Engines: 10,100 lb. (4581 kg)



Optional **Seakeeper® 3**

For complete details visit [gradywhite.com](http://gradywhite.com)

# Express 370

37' EXPRESS CABIN



Shown with optional features

Beam Amidships: 13'2" (4.01 m)

Center Line Length

w/o Engines: 36'7" (11.15 m)

Bridge Clearance: 10'9" (3.28 m)

Cockpit Depth: 28" (0.71 m)

Hull Draft: 29" (0.74 m)

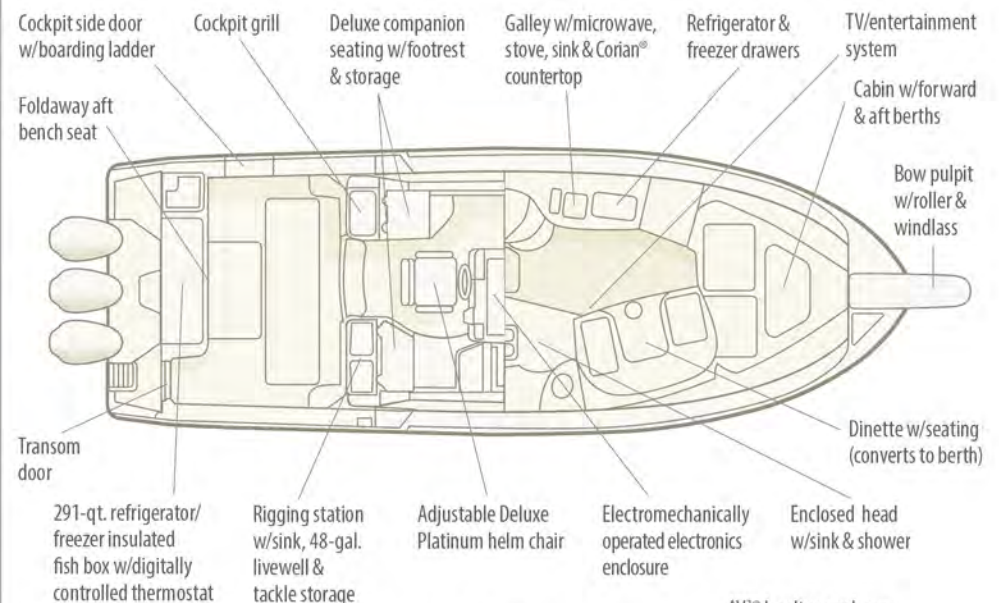
Transom Deadrise: 20 degrees

(SeaV<sup>2</sup>® progression)

Maximum HP: 1275 (951 kW)

Fuel Capacity - Standard: 344 gal. (1302 l)

Weight w/o Engines: 15,224 lb. (6905 kg)



Equipped w/**Seakeeper® 5**

AV<sup>2</sup>® hardtop enclosure w/storage net, lights, rod holders (4) & SureShade®



# Freedom 375

37' DUAL CONSOLE

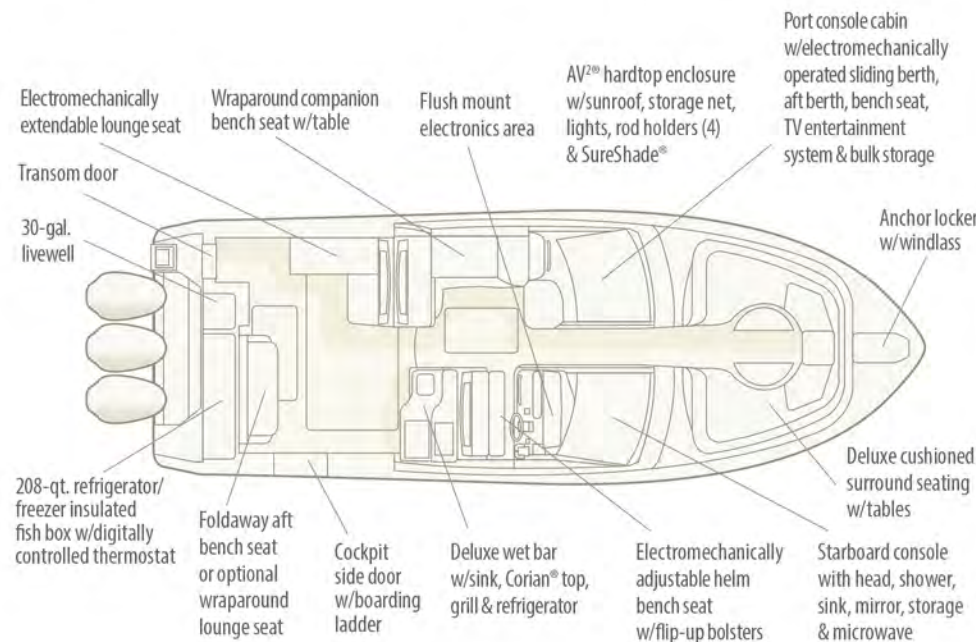


Shown with optional features

Beam Amidships: 13'2" (4.01 m)  
Center Line Length  
w/o Engines: 36'7" (11.15 m)  
Bridge Clearance: 9'11" (3.02 m)

Cockpit Depth: 28" (0.71 m)  
Hull Draft: 29" (0.74 m)  
Transom Deadrise: 20 degrees  
(SeaV<sup>2</sup>® progression)

Maximum HP: 1275 (951 kW)  
Fuel Capacity - Standard: 320 gal. (1211 l)  
Weight w/o Engines: 16,250 lb. (7370 kg)



Equipped w/Seakeeper® 5

For complete details visit [gradywhite.com](http://gradywhite.com)

# Canyon 376

37' CENTER CONSOLE

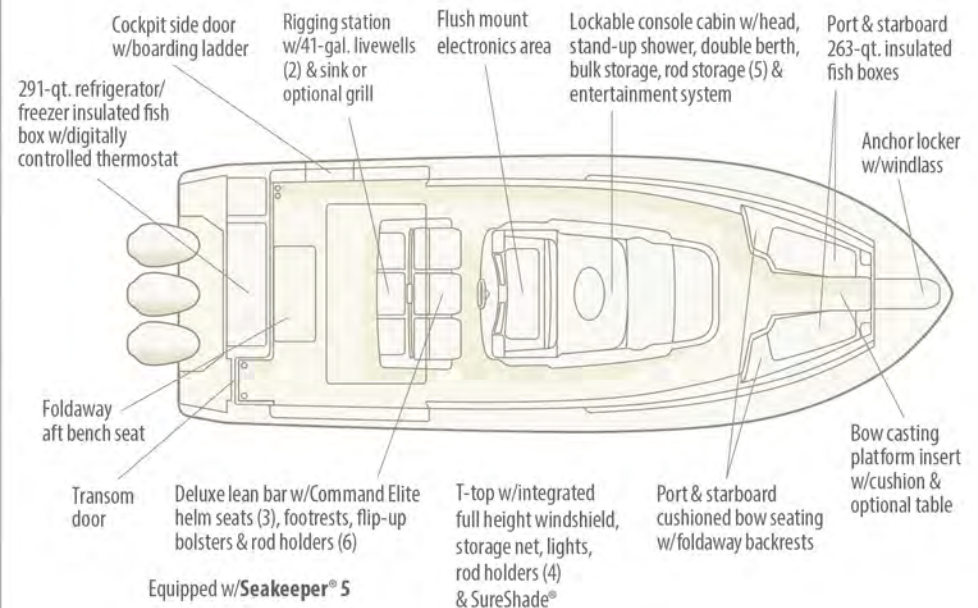


Shown with optional features

Beam Amidships: 13'2" (4.01 m)  
Center Line Length  
w/o Engines: 36'7" (11.15 m)  
Bridge Clearance: 8'6" (2.59 m)

Cockpit Depth: 28" (0.71 m)  
Hull Draft: 29" (0.74 m)  
Transom Deadrise: 20 degrees  
(SeaV<sup>2</sup>® progression)

Maximum HP: 1275 (951 kW)  
Fuel Capacity - Standard: 400 gal. (1514 l)  
Weight w/o Engines: 13,533 lb. (6138 kg)



Equipped w/Seakeeper® 5



# Canyon 456

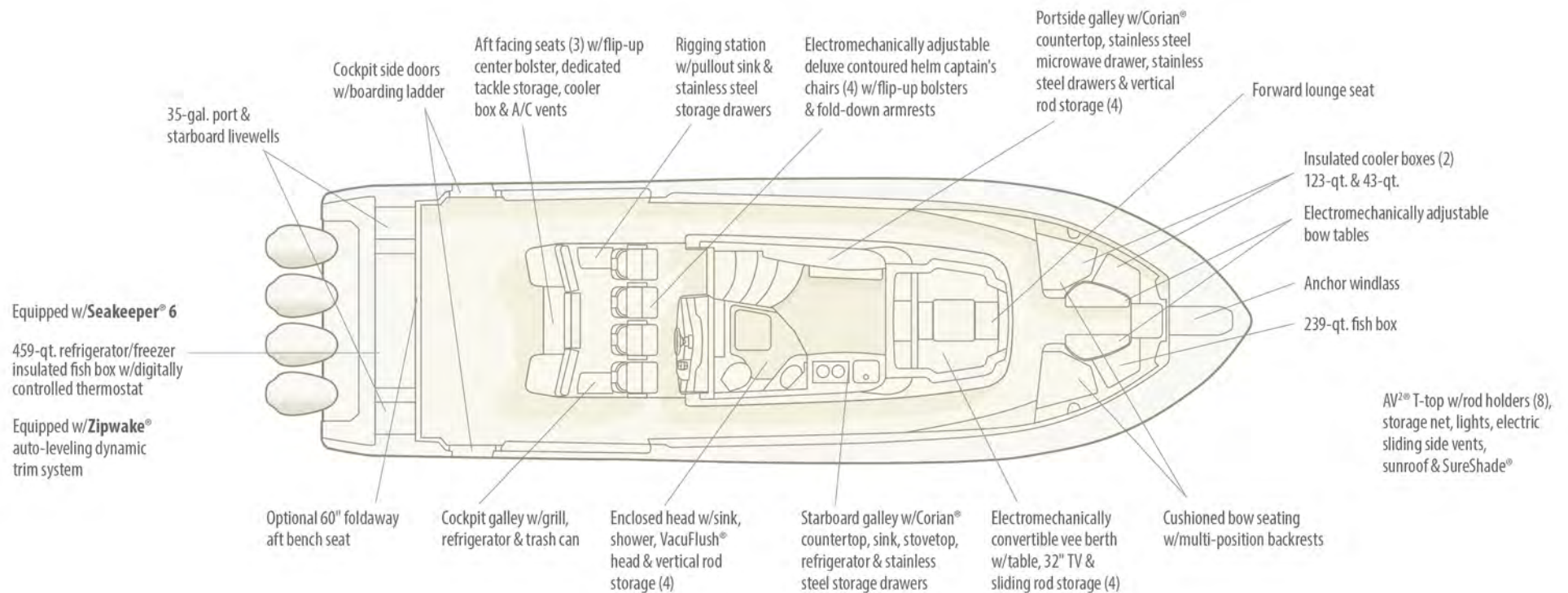
## 45' CENTER CONSOLE

Beam Amidships: 14' (4.27 m)  
 Center Line Length  
 w/o Engines: 45' (13.72 m)  
 Bridge Clearance: 10'5" (3.18 m)  
 Cockpit Depth: 28" (0.71 m)  
 Hull Draft: 30" (0.76 m)  
 Transom Deadrise: 21 degrees  
 (SeaV<sup>2</sup>® progression)

Maximum HP: 1700 (1268 kW)  
 Fuel Capacity - Standard: 616 gal. (2332 l)  
 Weight w/o Engines: 24,500 lb. (11,113 kg)



Shown with optional features



# GRADY-WHITE COLOR OPTIONS

## HULL GELCOAT



Classic Grady White



Celestial Blue



Coastal Fog



Ocean Mist



Sea Glass



## HULL PAINT



Cape Gray



Harbor Blue



Seaport Blue



Grady-White offers three colors of hull paint and four gelcoat colors as factory options for every boat, along with our classic Grady-White cream-colored hull. Engines come standard in Yamaha Signature Gray; white or unpainted engines are available for select horsepower units.\* Ask your dealer or see [gradywhite.com](http://gradywhite.com) for details.

## YAMAHA FACTORY ENGINE COLORS

Signature Gray (*standard*)

Pearlescent White  
(*optional for 300 or 425 engines*)

Unpainted  
(*available for custom color 425 engines*)



\*Hull and engine colors shown are approximate.



# CAPTAIN GRADY APP

An onboard **how-to** guide.

*This confidence-building, one-of-a-kind, breakthrough digital boat systems and operations guide for iPad and iPhone makes a Grady-White the easiest boat to operate in the world!*

**Confidence? Grady-White has an app for that!** Captain Grady has all the details, all the answers, all the time, and with any new Grady-White, he's available right at your fingertips. This app provides information and video demonstrations that make boat operation so simple, even an inexperienced, first-time operator can look like a pro!

Captain Grady is the most comprehensive and detailed boat information tool for owners in the marine industry today, delivering confidence your family can count on.

To take a look at this amazing, confidence inspiring app, ask your dealer for a demo. There is nothing like Captain Grady to help you and everyone in the family enjoy your new Grady-White!





**GRADY-WHITE BOATS**

Exceptional attention to detail.

*[gradywhite.com](http://gradywhite.com)*

©2022 Grady-White Boats, Inc. • 252-752-2111